

DAILYSKINTIPS.IN · PREMIUM EDITION

THE DAILYSKINTIPS COLLECTION

The Age-Beautiful Method

40 Timeless Habits for Healthy, Radiant, Youthful-Looking Skin

AGE GRACEFULLY · GLOW CONFIDENTLY · CELEBRATE EVERY SEASON

A LETTER FROM DAILYSKINTIPS

Welcome, Beautiful

There is a quiet kind of confidence that comes from caring for yourself well — not chasing a younger face, but honouring the one you have. We created this guide for exactly that.

Inside, you will find realistic, science-inspired habits that support healthy, resilient, radiant-looking skin at every age. No fear. No miracle promises. Just gentle, repeatable rituals and the encouragement to keep going.

Read it slowly. Return to it often. And remember — aging beautifully is not a destination, it is a way of treating yourself with respect.

With warmth,
The DailySkinTips Team



PLEASE READ FIRST

A Gentle Note

This eBook is created for educational and informational purposes — to help you understand your skin and build kind, sustainable habits.

It is **not medical advice** and is not a substitute for care from a qualified dermatologist or doctor. Everyone's skin is unique. If you have a specific concern, persistent irritation, or a medical condition, please consult a professional.

Results vary from person to person and depend on many factors including genetics, lifestyle and consistency. Nothing here guarantees a particular outcome. Always patch-test new products and introduce changes slowly.

Any product categories mentioned are educational recommendations to help you shop wisely — never a promise of results.

GRACEFUL AGING AFFIRMATION

“My skin tells the story of a life well lived — and I care for it with kindness.”

INSIDE THIS GUIDE

Contents

SEVEN CHAPTERS · ONE TIMELESS METHOD

01 The Truth About Skin Aging

Understanding the why behind beautiful skin

02 Morning Habits That Protect

Rituals that defend and prepare

03 Nighttime Renewal Rituals

Where real repair happens

04 Ingredients for Healthy Aging

A calm guide to the actives that matter

05 Beauty From Within

Nourishment, rest and movement


06 Everyday Age-Beautiful Habits

The small things that add up

07 Your Age-Beautiful Toolkit

Printable trackers & journals

Plus before & after journeys, ingredient spotlights, and a complete printable toolkit.



1

PART 1 · UNDERSTANDING SKIN AGING

The Truth About Beautiful Skin

Aging is not a flaw to fix. It is a story to care for — wisely and well.

PART 1 · THE FOUNDATION

What Happens as Skin Ages?

Knowing the why makes every habit feel purposeful.

As the years pass, skin naturally produces less collagen and elastin — the proteins that keep it firm and springy. Cell turnover slows, the skin's moisture barrier becomes a little less efficient, and the fat and bone beneath the surface gradually change too. The result can be softer contours, finer texture, and skin that feels drier than it once did.

None of this is a problem to be ashamed of. It is biology — the same process that gives a face its character, warmth and lived-in beauty. What we *can* do is support skin so it stays healthy, comfortable and resilient through every season.

DID YOU KNOW?

Roughly 90% of **visible** skin aging is linked to sun exposure rather than the passing of years alone — which means daily protection is genuinely powerful at any age.

PART 1 · TWO KINDS OF AGING

Intrinsic vs Extrinsic Aging

Some things we inherit. Many we influence.

Skin aging comes from two directions. Understanding the difference shows you exactly where your daily choices make the biggest difference.

- 1 Intrinsic (natural) aging.** Written largely in your genes and hormones — the gradual, graceful changes that happen to everyone over time.
- 2 Sun & environment.** UV light, pollution and free radicals speed up visible aging. This is the part sunscreen and antioxidants help defend against.
- 3 Lifestyle.** Sleep, stress, hydration, diet and smoking all leave their mark on skin — for better or worse. Small, kind choices compound beautifully.

DAILYSKINTIPS TIMELESS BEAUTY TIP

You can't change your genes, but you *can* shape most of what shows on the surface. That is wonderfully empowering news.

PART 1 • KNOW THE SIGNS

Common Signs of Aging

None of these are flaws — just cues to care a little differently.

As skin matures, you may begin to notice some of the following. Use this not as a worry list, but as a gentle guide to what your skin might appreciate more of.

- Fine lines and the first soft wrinkles
- A drier, sometimes tighter feeling
- Uneven tone or the odd dark spot
- A gradual loss of firmness or bounce
- Skin that looks a little dull or tired
- Slower healing and more visible texture



PART 1 • IN FOCUS

Look Closer, Kindly

Up close, mature skin tells a rich story. Rather than chasing a filtered, poreless ideal, the Age-Beautiful approach is to keep skin **healthy**: hydrated, protected and calm. That shift — from erasing to nurturing — changes everything about how skincare feels.

HEALTHY AGING WISDOM

Healthy skin at 50 will never look like skin at 20 — and it isn't meant to. It is meant to look like *well-cared-for 50*.

PART 1 · CLEARING THE AIR

The Biggest Aging Myths

Let go of these, and skincare gets simpler.

A few stubborn beliefs make healthy aging feel harder and more expensive than it needs to be. Here is the gentle truth behind three of the most common.

MYTH

“Expensive products always work better.”

FACT

Price reflects branding and packaging as much as performance. Well-formulated affordable products can serve your skin beautifully.

MYTH

“It’s too late to start now.”

FACT


Skin responds to good care at every age. The best day to begin a kind routine is simply today.

MYTH

“Only mature skin needs anti-aging care.”

FACT

Protection and hydration are lifelong habits. Caring early is prevention; caring later is support. Both matter.



THE FOUNDATION

The 5 Pillars of Age-Beautiful Skin

I

Protection

Daily broad-spectrum SPF is the single most powerful anti-aging habit there is.

II

Hydration

Well-hydrated skin looks plumper, smoother and more resilient at every age.

III

Nourishment

Antioxidants and barrier-supporting nutrients feed skin from the outside and within.

IV


Renewal

Gentle, consistent support helps skin do its natural overnight repair work.

V

Consistency

Small habits, repeated kindly over years, are what truly change skin over time.



Healthy aging isn't about looking younger. It's about caring for yourself, consistently.

THE AGE-BEAUTIFUL PHILOSOPHY

2

PART 2 · MORNING HABITS THAT PROTECT

Rituals That Defend & Prepare

The morning sets the tone — protect now, and your skin thanks you for decades.

PART 2 · STEP ONE

Start Gentle: Cleansing

Clean skin, kindly — never stripped.

In the morning, skin usually needs only the lightest refresh. Harsh, squeaky-clean cleansing strips the barrier mature skin works hard to maintain.

- 1 **Use lukewarm water** — hot water can leave skin tight and dry.
- 2 **Choose a gentle, non-foaming cleanser** or simply rinse if your skin is dry.
- 3 **Pat, don't rub** with a soft towel to protect delicate skin.

DAILYSKINTIPS TIMELESS BEAUTY TIP

If your skin feels tight after cleansing, your cleanser is likely too strong. Comfort is the goal, not a squeak.

PART 2 · STEP TWO

Hydration, Layered

Hydrated skin simply looks more alive.

Think of hydration in light layers: a watery essence or hydrating toner, then a serum, then moisturiser to seal it in. Damp skin drinks in product best, so apply onto skin that is still slightly moist.

WHAT TO LOOK FOR · HYDRATORS

- ✓ Hyaluronic acid & glycerin for water-binding
- ✓ Niacinamide to support the barrier
- ✓ Lightweight, layer-friendly textures





PART 2 · STEP THREE

Antioxidant Support

Antioxidants help neutralise the free radicals created by sun and pollution — the everyday stressors that dull and age skin. A morning antioxidant serum, worn under sunscreen, is a quietly powerful habit that compounds over years.

BUDGET-FRIENDLY

Smart Basics

A simple vitamin C derivative or niacinamide serum delivers real daily protection without a splurge.

PREMIUM PICK

Worth the Splurge

A well-stabilised L-ascorbic acid serum offers potent, research-backed antioxidant support.

PART 2 · THE MOST IMPORTANT STEP

Sunscreen: Your Daily Armour

If you keep only one habit, keep this one.

No serum, cream or treatment protects skin's future the way daily sunscreen does. It guards against the UV exposure responsible for most visible aging — fine lines, dark spots and loss of firmness.

Choose a **broad-spectrum SPF 30 or higher**, apply it as the last step of your morning routine, and reapply across the day when you can. Worn consistently, it is the closest thing skincare has to a time machine.

DAILYSKINTIPS REMINDER

Sunscreen works on cloudy days and indoors near windows too. Make it as automatic as brushing your teeth.

WHAT TO LOOK FOR · SUNSCREEN

- ✓ Broad-spectrum, SPF 30+
- ✓ A texture you genuinely enjoy wearing
- ✓ Mineral (zinc) options for sensitive skin

PART 2 · PUTTING IT TOGETHER

A 5-Minute Morning Routine

Short, repeatable, real — protection without the fuss.

Busy mornings still deserve great skin. Here is the whole protective routine in five gentle minutes — no fuss, and absolutely no guilt on the days you simplify it further.

- 1 **Cleanse gently** or simply rinse with lukewarm water.
- 2 **Antioxidant serum** to defend against the day ahead.
- 3 **Light hydrating layer** — essence or a hydrating serum.
- 4 **Moisturiser** to seal everything in.
- 5 **Broad-spectrum SPF** — never skip this final step.

GRACEFUL AGING AFFIRMATION

“Five minutes of care is a promise I keep to myself, every single morning.”

3

PART 3 • NIGHTTIME RENEWAL RITUALS

Where Real Repair Happens

While you rest, your skin gets to work. The evening is its quiet renewal.

PART 3 · THE SCIENCE OF REST

Why Skin Repairs at Night

Sleep is your most underrated skincare step.

After dark, skin shifts into recovery mode. Cell turnover rises, blood flow increases, and the barrier rebuilds – repairing some of the day’s exposure to sun, pollution and stress. It is also more receptive to the nourishing ingredients you apply before bed.

This is why an evening ritual matters so much: you are simply working *with* your skin’s natural rhythm rather than against it.

DID YOU KNOW?

Skin loses more water overnight (called trans-epidermal water loss), which is exactly why a richer night moisturiser feels so welcome.

PART 3 · FIRST, RESET

Cleansing Away the Day

Lift off the day so skin can breathe.

Evening cleansing matters more than morning — it clears away sunscreen, makeup, pollution and oil so your night products can actually work.

- 1 **Melt first.** A balm or oil cleanser gently dissolves sunscreen and makeup.
- 2 **Follow with a gentle cleanser** if you wore heavy makeup or SPF (a soft “double cleanse”).
- 3 **Keep it warm, not hot,** and finish by patting skin dry.

DAILYSKINTIPS TIMELESS BEAUTY TIP

Never sleep in sunscreen or makeup. Even on your most tired nights, a 30-second cleanse is a gift to tomorrow's skin.

PART 3 · SUPPORT RENEWAL

Supporting Overnight Recovery

Gentle actives, while you sleep.

Night is the ideal time for renewing ingredients — retinoids, peptides and gentle exfoliating acids — because they work undisturbed by sunlight. Introduce only one new active at a time, a few nights a week, and build up slowly as your skin adjusts.

DAILYSKINTIPS REMINDER

More is not better with actives. Patience and low frequency protect your barrier and still deliver results.

PART 3 · SEAL IT IN

Restoring Moisture

Lock in comfort overnight.

A nourishing night cream or facial oil seals in your serums and counters that overnight moisture loss. Mature skin often loves a slightly richer texture after dark – you may wake to skin that feels plump and calm.

WHAT TO LOOK FOR · NIGHT MOISTURE

- ✓ Ceramides & fatty acids to rebuild the barrier
- ✓ Squalane or shea for lasting comfort
- ✓ Hyaluronic acid layered under your cream



PART 3 · BEAUTY SLEEP

Sleep & Skin Renewal

The most luxurious skincare step is also completely free.

Quality sleep is when growth hormone peaks and skin repair accelerates. Treat rest as seriously as any serum — it may be the most effective anti-aging habit you have.

- 1 **Aim for 7–9 restful hours** on a regular schedule.
- 2 **Sleep on a clean pillowcase** — silk or freshly laundered cotton.
- 3 **Consider sleeping on your back** to ease pressure creases over time.

GRACEFUL AGING AFFIRMATION

“Rest is not indulgence. It is one of the kindest, most effective things I do for my skin.”

PART 3 · WIND DOWN

Evening Ritual Checklist

A calm, repeatable close to the day.

Keep your evening simple and soothing. Tick what you completed — and never feel you must do all of it every single night.

- Remove makeup & sunscreen
- Gentle cleanse
- Treatment or active (a few nights a week)
- Hydrating serum
- Nourishing night moisturiser
- Eye area & lips
- Lights down, screens away



4

PART 4 · INGREDIENTS FOR HEALTHY AGING

A Calm Guide to the Actives

No hype, no overwhelm — just what each ingredient actually does.



PART 4 · START HERE

Understanding Active Ingredients

“Actives” are simply the ingredients that do specific work — protecting, hydrating, renewing or brightening. You don’t need all of them. A small, consistent set, introduced slowly, is far kinder and more effective than a cabinet full of half-used jars.

DAILYSKINTIPS REMINDER

Introduce one active at a time and give it 4–6 weeks. Skincare rewards patience, not collecting.



INGREDIENT SPOTLIGHT

Retinoids

Vitamin A · the renewal classic

The most researched anti-aging active there is. Retinoids encourage cell turnover and support collagen — helping smooth texture and soften the look of fine lines over months of steady use.

HOW IT SUPPORTS SKIN

- ✓ Support firmer, smoother-looking skin over time
- ✓ Help refine texture and even tone
- ✓ Work best at night, undisturbed by sun

WHAT TO LOOK FOR

- ✓ Start low (e.g. retinaldehyde or a gentle retinol)
- ✓ “Buffer” with moisturiser if sensitive
- ✓ Always pair with daytime SPF



INGREDIENT SPOTLIGHT

Vitamin C

The daytime brightener. A morning antioxidant that helps defend against pollution and UV stress while gradually brightening dullness and supporting a more even tone.

HOW IT SUPPORTS SKIN

- ✓ Brighten and even skin's appearance
- ✓ Boost the protection of your sunscreen
- ✓ Support collagen alongside daily care

WHAT TO LOOK FOR

- ✓ Stable forms (L-ascorbic acid or derivatives)
- ✓ Opaque, air-tight packaging
- ✓ Apply in the morning, under SPF



INGREDIENT SPOTLIGHT

Peptides

Gentle messengers for firmness

Peptides are tiny chains of amino acids that signal skin to support its own structure. Well-tolerated and gentle, they pair beautifully with hydrators and barrier care.

HOW IT SUPPORTS SKIN

- ✓ Support a firmer, bouncier appearance
- ✓ Play nicely with most other actives
- ✓ Suit sensitive skin that finds retinoids harsh

WHAT TO LOOK FOR

- ✓ "Signal" or "support" peptides in serums
- ✓ Formulas that also hydrate
- ✓ Consistent, long-term use

INGREDIENT SPOTLIGHT

Ceramides & HA

The barrier-and-water duo

Ceramides rebuild the skin's protective barrier while hyaluronic acid draws in water. Together they keep mature skin comfortable, plump-looking and resilient.

HOW IT SUPPORTS SKIN

- ✓ Strengthen and calm the moisture barrier
- ✓ Hold water for a plumper appearance
- ✓ Reduce that tight, dry feeling

WHAT TO LOOK FOR

- ✓ Ceramides + cholesterol + fatty acids
- ✓ Hyaluronic acid in varied weights
- ✓ Fragrance-free for reactive skin



PART 4 · A GENTLE CAUTION

Ingredients to Introduce Carefully

Powerful doesn't mean "all at once."

Some ingredients ask for respect. Strong exfoliating acids, high-strength retinoids and certain combinations can overwhelm mature or sensitive skin if rushed. The signs of overdoing it — stinging, redness, flaking — are your cue to slow down.

MYTH

"If a little works, more must be better."

FACT

Over-exfoliating and stacking actives damages the barrier and ages skin faster. Gentle and steady wins.

DAILYSKINTIPS TIMELESS BEAUTY TIP

When trying anything new, patch-test on your inner arm or jaw for a few days first. Your future self will thank you.

5

PART 5 • BEAUTY FROM WITHIN

Nourish, Rest, Move

Radiant skin is built as much in the kitchen and the bedroom as the bathroom.

PART 5 · EAT FOR GLOW

Nutrition for Skin Health

Feed skin from the inside out.

Skin is your largest organ, and it eats what you do. A colourful, balanced plate gives it the raw materials to repair and protect itself – no superfood powder required.

ON YOUR PLATE

- ✓ **Protein** – eggs, fish, legumes for collagen support
- ✓ **Healthy fats** – olive oil, nuts, oily fish
- ✓ **Antioxidants** – berries, leafy greens, colourful veg



PART 5 · DRINK UP

Hydration Habits

Glowing skin starts with a glass.

Hydration shows on the surface. Well-hydrated skin looks plumper and more luminous, and supports every other habit in this book.

- 1 **Sip steadily** through the day rather than gulping all at once.
- 2 **Eat your water** too — cucumber, watermelon, oranges and soups all count.
- 3 **Limit what dehydrates** — go easy on excess caffeine and alcohol.

DID YOU KNOW?

Skin is around 30% water. Even mild dehydration can make fine lines look more pronounced by day's end.



PART 5 · CALM THE MIND

Managing Stress

Chronic stress raises cortisol, which can break down collagen, trigger breakouts and dull the complexion. Caring for your nervous system is genuine skincare — even five mindful minutes a day counts, and your skin will quietly thank you for it.

REFLECTION

What is one small thing that reliably calms you? Schedule it this week as non-negotiable self-care.

PART 5 · MOVE & RENEW

Exercise, Circulation & Rest

Movement is a glow you can feel.

Gentle, regular movement boosts circulation — delivering oxygen and nutrients to skin and carrying waste away. Pair it with good sleep and you have a powerful, free anti-aging duo.

- 1 **Move most days** — a brisk walk, yoga or dancing all count.
- 2 **Protect skin outdoors** with SPF, even mid-workout.
- 3 **Prioritise sleep** — it is when repair peaks. Treat it as seriously as any serum.

HEALTHY AGING WISDOM

You don't need a punishing routine. Consistent, joyful movement serves your skin — and your spirit — far better.



6

PART 6 · EVERYDAY AGE-BEAUTIFUL HABITS

The Small Things That Add Up

Beauty lives in the details you tend to without thinking.



PART 6 · DON'T FORGET

Neck & Hand Care

Necks, chests and hands get as much sun as the face but a fraction of the care. Simply extending your moisturiser and sunscreen downward — and onto the backs of your hands — makes a lasting difference over the years.

DAILYSKINTIPS TIMELESS BEAUTY TIP

Keep a hand cream with SPF by the sink and in your bag. Hands love frequent, gentle reapplication.

PART 6 · ADAPT WITH THE YEAR

Seasonal Adjustments

Your skin's needs change with the weather.

Skin is not static, so your routine shouldn't be either. In cold, dry months, reach for richer moisturisers and gentle cleansing. In heat and humidity, lighten textures and stay vigilant with sunscreen. Listen to what your skin tells you week to week.

DAILYSKINTIPS REMINDER

One constant survives every season: daily sunscreen. Everything else can flex around it.



PART 6 · GLOW, NOT COVER

Makeup Tips for Mature Skin

Let skin look like skin.

The most flattering mature-skin makeup enhances rather than masks. Prep with hydration, choose creamy, light-reflecting textures over heavy matte ones, and keep powder to a minimum so skin stays luminous.

GENTLE GLAM

- ✓ Hydrating primers & creamy bases
- ✓ Cream blush for a natural flush
- ✓ A tinted SPF for easy, glowy days

PART 6 · BE KIND TO TOMORROW

Habits That Can Accelerate Aging

Awareness, not anxiety — small swaps go far.

A few everyday habits work against all your good efforts. You don't need perfection — just gentle awareness and the occasional kinder choice.

- Skipping sunscreen (the biggest one)
- Smoking & heavy alcohol
- Regularly cutting sleep short
- Harsh scrubbing & over-exfoliating
- Tugging at delicate eye skin
- Letting stress run unmanaged for long stretches



You are not aging away from beauty. You are aging into a deeper, truer version of it.

A DAILYSKINTIPS BEAUTY NOTE

7

PART 7 · BONUS PREMIUM RESOURCES

Your Age-Beautiful Toolkit

*Print these pages, keep them close, and return to them often.
Habits become a lifestyle the moment you can watch them take
shape.*

Inside: morning & evening trackers · a 30-day journal · a weekly
planner · a 30-day challenge calendar · and reflection pages to
capture what truly works for you.

Morning Routine Tracker

Tick each protective habit as you go.

STEP / HABIT	M	T	W	T	F	S	S
Gentle cleanse / rinse							
Antioxidant serum							
Hydrating layer							
Eye care							
Moisturiser							
Broad-spectrum SPF							
Glass of water							

DAILYSKINTIPS REMINDER

Tick each habit as you go. Missing a day is human – simply begin again tomorrow. Consistency, not perfection.

Evening Routine Tracker

Wind down and let renewal begin.

STEP / HABIT	M	T	W	T	F	S	S
Remove SPF / makeup							
Gentle cleanse							
Treatment / active							
Hydrating serum							
Night moisturiser							
Eye & lip care							
Lights out by ____							

DAILYSKINTIPS REMINDER

Tick each habit as you go. Missing a day is human – simply begin again tomorrow. Consistency, not perfection.

DAILY SKINTIPS CHALLENGE

30-Day Healthy Aging Journal

Mark each day you honoured your skin & self.

Each box is a single day. Shade it in when you complete your core habits: **SPF, hydration, and a moment of rest.** Watch a month of small wins take shape.

1	2	3	4	5	6	7
8	9	10	11	12	13	14
15	16	17	18	19	20	21
22	23	24	25	26	27	28
29	30					

WATER INTAKE

Aim for steady hydration through the day. Tally glasses:

SLEEP TRACKER

Note hours slept each night. Quality rest is when skin renews most.

Weekly Self-Care Planner

Plan one nourishing ritual for each day.

DAY	SKIN FOCUS	SELF-CARE MOMENT
Monday		
Tuesday		
Wednesday		
Thursday		
Friday		
Saturday		
Sunday		

GRACEFUL AGING AFFIRMATION

“I make space for myself this week — not as a luxury, but as care I deserve.”

BONUS PREMIUM RESOURCE

30-Day Glow Challenge Calendar

One tiny, doable act of care each day.

1 Apply SPF	2 Drink water	3 8h sleep	4 Gentle cleanse	5 Moisturise
6 Eat colour	7 Move body	8 Rest mind	9 Neck & hands	10 No harsh scrub
11 Vitamin C	12 Early night	13 Patch test	14 Hydrate +1	15 Mindful breath
16 SPF reapply	17 Sleep ritual	18 Antioxidants	19 Slow evening	20 Gratitude
21 Sunglasses	22 Lip care	23 Hand cream	24 Screen break	25 Warm bath
26 Read calmly	27 Stretch	28 Plan meals	29 Reflect	30 Celebrate

Monthly Reflection

Notice what truly helps your skin — and feel.

WHAT WORKED FOR MY SKIN THIS MONTH

HOW I FELT IN MY OWN SKIN

REFLECTION

Which habit felt easiest to keep? Build next month around that one — momentum loves a gentle start.

THE BEGINNING, NOT THE END

Aging Beautifully Is a Journey, Not a Destination

Thank you for trusting DailySkinTips to walk part of that journey with you.

Be patient with your skin and gentle with yourself. Confidence grows with self-care, and every season of life carries its own quiet beauty. Keep going — consistently, kindly, proudly.

CONTINUE YOUR JOURNEY AT [DAILYSKINTIPS.IN](https://dailyskintips.in)

Join our newsletter for weekly beauty notes & gentle reminders.