


DAILYSKINTIPS.IN PRESENTS



The Glow Ritual

*40 Everyday Secrets for Naturally Radiant,
Healthy-Looking Skin*

GLOW NATURALLY · LIVE BEAUTIFULLY · SHINE WITH CONFIDENCE



Radiance begins with the small things, done with love.

A WARM WELCOME

Welcome to Your Glow

There's nothing more beautiful than skin that looks healthy, cared-for and alive. That glow isn't reserved for a lucky few — it's built, gently and consistently, through small everyday rituals.

DailySkinTips created **The Glow Ritual** to hand you those rituals — realistic, doable, and rooted in how skin actually works. Inside you'll find morning and evening routines, the ingredients that earn their place, beauty-from-within habits, and printable trackers to keep you going.

♥ DAILYSKINTIPS REMINDER

This is a journey of consistency over perfection. Every small habit counts — and you're already beginning.



PLEASE READ

A Gentle Note Before We Begin

This eBook is created for **educational and inspirational purposes only**. It shares general guidance to help you build healthy, glow-supporting habits.

It is **not medical advice** and is not a substitute for care from a qualified dermatologist. **Results vary from person to person** – skin is wonderfully individual. If you experience persistent irritation, breakouts, pain or a reaction that worries you, please consult a professional.

Always patch test new products and introduce changes slowly. Everything here describes what to look for and habits to try – never a guaranteed outcome.

GLOW AFFIRMATION

“My glow grows through patience, not pressure.”



INSIDE THIS GUIDE

Contents

01 The Truth About Glowing Skin

02 Morning Glow Rituals

03 Nighttime Glow Secrets

04 Glow-Boosting Ingredients

05 Beauty From Within

06 Everyday Glow Hacks

🌸 Real Glow Journeys


07 Your Glow Toolkit



01

PART ONE · THE TRUTH ABOUT GLOWING SKIN

The Truth About Glowing Skin



“Radiance isn’t a filter or a luxury — it’s the visible reward of healthy habits.”

PART ONE


What Does 'Glowing Skin' Really Mean?


Glow isn't the same as shine. **Shiny** skin is often just surface oil; **glowing** skin is healthy skin — well-hydrated, smooth-textured, and reflecting light evenly.

True radiance comes from the inside out and is built through **consistency**, not a single miracle product.

DAILYSKINTIPS GLOW SECRET

Healthy glow = hydration + smooth texture + even tone + light protection. Chase health, and the glow follows.





PART ONE

Why Skin Looks Dull

Dullness is your skin asking for support. The usual causes:

- Dehydration** – not enough water in the skin
- Stress** & little sleep
- Pollution** & environmental buildup
- Dead-cell buildup** on the surface
- Overusing products** & over-exfoliating

♥ COMFORT NOTE

Dull days are normal – not a failure. They're simply a signal to hydrate, rest and simplify.



PART ONE

The Glow Mindset

Perfection is exhausting. Consistency is freeing.

The most radiant skin belongs to people who are **patient and consistent** — not those chasing every trend. Glow is a practice, not a purchase.

Choose habits you can actually keep. Five gentle minutes done daily beats a ten-step routine you abandon in a week.

DAILYSKINTIPS GLOW SECRET

Sustainable beats spectacular. The 'best' routine is the one you'll still be doing next month.

GLOW AFFIRMATION

"I am building my glow one gentle, consistent day at a time."



PART ONE

The 5 Pillars of Radiant Skin

Everything in this book rests on five simple pillars. Master these and glow becomes the natural result.

- 1 **Protection** — daily SPF shields against the #1 cause of dullness and ageing
- 2 **Hydration** — plump, dewy skin reflects light beautifully
- 3 **Nourishment** — the right ingredients and foods feed your skin
- 4 **Recovery** — sleep and rest are when skin renews
- 5 **Consistency** — the quiet pillar that holds up the other four

DAILYSKINTIPS GLOW SECRET

If you only remember one pillar, make it **protection**. Daily SPF does more for long-term glow than any serum.



02

PART TWO · MORNING GLOW RITUALS

Morning Glow Rituals



“How you greet the morning sets the tone for your skin all day long.”

PART TWO


Start Fresh: Gentle Cleansing

Mornings call for the lightest touch. Overnight your skin simply rested, so a splash of lukewarm water or one pass of a gentle, non-stripping cleanser is all it needs to feel fresh and ready.

Harsh, squeaky-clean cleansing strips the very oils that keep skin glowing.

★ WHAT TO LOOK FOR

- Cream, gel or milk cleansers, **fragrance-free**
- A **balanced pH** (around 5)
- Nothing that leaves skin tight or squeaky
- Words like 'gentle', 'hydrating', 'glow'



PART TWO

Hydration Layering

Dewy, plump skin is simply well-hydrated skin.

Glow loves water. **Layering hydration** means applying your lightest, most watery products first and sealing them with something richer — so moisture is drawn in and locked down.

A simple order: hydrating toner or essence → humectant serum (hyaluronic acid / glycerin) → moisturiser, all on slightly damp skin.

- 1 Mist or pat on a **hydrating essence**
- 2 Press in a **humectant serum** while damp
- 3 Seal with **moisturiser** to lock it all in

DAILYSKINTIPS GLOW SECRET

Apply each layer to slightly damp skin — it can dramatically boost how much hydration your skin holds.





A little morning light for your skin.

PART TWO

Brightening Ingredients

A few gentle brighteners can even out tone and wake up tired skin. Mornings are perfect for antioxidants like **vitamin C**, which help defend against pollution and add luminosity under your SPF.

★ WHAT TO LOOK FOR

- **Vitamin C** (look for stable forms) for antioxidant glow
- **Niacinamide** for even tone
- Gentle, low concentrations to start
- Always follow with SPF in the morning



PART TWO


Moisturising for a Healthy Glow

Moisturiser is non-negotiable, even for oily skin — it keeps the barrier strong and skin plump and light-reflecting. Apply to damp skin and let it sink in before SPF.

★ WHAT TO LOOK FOR

- **Glycerin, ceramides, squalane** high on the list
- Gel-cream for oilier skin, richer cream for dry
- Fragrance-free where possible
- A texture you genuinely enjoy using daily





PART TWO

Sunscreen: Your Glow Protector

If glow had one secret, it would be daily SPF. UV is the leading cause of dullness, dark spots and premature ageing – sunscreen protects everything else you're working for.

Make it the last step of every morning, rain or shine, indoors or out.

★ WHAT TO LOOK FOR

- **Broad-spectrum SPF 30–50**
- A finish you love (dewy or matte) so you'll wear it daily
- Tinted options for an instant even glow
- Reapply when out for long stretches



PART TWO

Your 5-Minute Morning Glow Routine

Short on time? This is all you truly need for a glowing start.

- 1 **Splash & cleanse** gently (30 sec)
- 2 **Hydrating serum** on damp skin (30 sec)
- 3 **Brightening serum**, optional (30 sec)
- 4 **Moisturiser** to lock it in (30 sec)
- 5 **SPF** generously – never skip (1 min)

♥ ROUTINE BUILDER

Five honest minutes daily will out-glow the fanciest routine done once a week.

GLOW AFFIRMATION

“Five gentle minutes are a gift I give myself each morning.”



03

PART THREE · NIGHTTIME GLOW SECRETS

Nighttime Glow Secrets



“While you sleep, your skin does its most beautiful work.”

PART THREE

Why Skin Repairs at Night

The most effortless glow step of all? A good night's sleep.

Night is your skin's repair shift. As you sleep, cell renewal speeds up, the barrier rebuilds, and moisture is restored — which is why a consistent evening ritual pays off so visibly in the morning glow.

Your evening job is simple: remove the day, replenish, and let your skin rest in good conditions.

*** DID YOU KNOW?**

Skin's renewal and barrier repair peak overnight — one reason 'beauty sleep' is more than a saying.



PART THREE

Cleansing Away the Day

Evening cleansing matters more than morning – it lifts away SPF, makeup, pollution and oil so your skin can breathe and repair. On heavier days, a gentle **double cleanse** (balm or oil, then a mild cleanser) works beautifully without stripping.

✦ DAILYSKINTIPS PRO TIP

Melt makeup and SPF away – never scrub. Let the cleanser do the work while you breathe and unwind.





PART THREE

Supporting Overnight Recovery

Night is the time for your barrier-loving, renewing ingredients — the ones that might feel heavy under daytime SPF. Think hydrating serums, ceramide-rich creams, and gentle renewers, introduced one at a time.

♥ COMFORT NOTE

Some nights, 'just moisturiser' is the perfect routine. Rest is a step, not a shortcut.



PART THREE

Restoring Moisture

Overnight, skin loses water to the air. Sealing in hydration before bed keeps you waking up plump and dewy rather than tight and dull. Layer a humectant under a slightly richer night moisturiser.

★ WHAT TO LOOK FOR

- **Hyaluronic acid** & **glycerin** to bind water
- **Ceramides** & **panthenol** to repair
- A richer cream if skin feels tight
- Fragrance-free, soothing night formulas



PART THREE

Sleep & Skin Renewal

Your pillow may be your most underrated beauty tool.

No serum rivals deep, regular sleep. Short nights show up as puffiness, dullness and a tired complexion; restful ones leave skin looking refreshed and even.

Protect your sleep like a skincare step: a consistent bedtime, a cool dark room, and a clean pillowcase.

*** DID YOU KNOW?**

Cell turnover and collagen support are most active during deep sleep — rest is genuinely restorative for skin.

GLOW AFFIRMATION

“Rest is not lazy — it is where my glow is made.”



PART THREE

Evening Ritual Checklist

A calm, repeatable wind-down for skin and mind.

- Remove makeup & SPF gently
- Cleanse (double cleanse on heavy days)
- Layer a hydrating / humectant serum
- Seal with a night moisturiser
- Eye care, if you like
- Lights down, screens away, rest

♥ ROUTINE BUILDER

Lay your evening products out in order on the counter – the routine almost runs itself.



04

PART FOUR · GLOW-BOOSTING INGREDIENTS

Glow-Boosting Ingredients



“The right ingredients don’t shout — they quietly help your skin look its healthiest.”



A few good ingredients, used with intention.

PART FOUR

Understanding Active Ingredients

'Actives' simply means ingredients that do specific work – brightening, hydrating, renewing. You don't need many. A few well-chosen heroes, used consistently and introduced slowly, beat a cabinet full of half-used bottles.

☆ DAILYSKINTIPS PRO TIP

Introduce one active at a time and give it 4–6 weeks. That's how you learn what truly works for your skin.



PART FOUR

Vitamin C

The morning antioxidant. Vitamin C helps brighten, even out tone, and defend against pollution and UV stress — a genuine glow-giver when used consistently under SPF.

★ WHAT TO LOOK FOR

- Stable forms (e.g. **ascorbic acid**, derivatives)
- Start **low** and build tolerance
- Pair with SPF every morning
- Store away from light & air




PART FOUR

Niacinamide

A gentle multitasker (vitamin B3): it supports the barrier, helps balance oil, and softens the look of uneven tone and redness over time. Well-tolerated by most skin at modest strengths (2–5%).

★ WHAT TO LOOK FOR

- **2–5%** niacinamide for most skin
- Layers well with hydrating serums
- Calming for tone & texture
- Lower % is often gentler and just as effective




PART FOUR

Hyaluronic Acid

The hydration magnet. Hyaluronic acid holds many times its weight in water, plumping skin and softening fine lines for an instant dewy look. Apply to **damp** skin and seal with moisturiser.

★ WHAT TO LOOK FOR

- **Multiple molecular weights** for layered hydration
- Apply on **damp** skin, then moisturise
- Pairs with almost everything
- Glycerin is a lovely budget-friendly alternative





Smooth surface, softer light, more glow.

PART FOUR

Gentle Exfoliating

Smooth, glow-reflecting skin needs the right amount of exfoliation — not too much. Gentle chemical exfoliants (like mild AHAs/PHAs) lift dull surface cells far more kindly than harsh scrubs.

★ WHAT TO LOOK FOR

- **PHAs / mild AHAs** for sensitive skin
- **1–2x a week** is plenty
- Skip scrubs with rough particles
- Always follow exfoliation days with SPF



PART FOUR

Ingredients to Use Carefully

Not 'bad' — just powerful. Introduce slowly, patch test, and never pile them on at once.

- High-strength acids** — can over-exfoliate and dull skin
- Strong retinoids** — brilliant but start low and slow
- Added fragrance** & essential oils — common irritants
- Harsh physical scrubs** — micro-tear the surface
- Too many actives together** — confuses and stresses skin

♥ DAILYSKINTIPS REMINDER

When in doubt, do less. A calm, hydrated base glows more than an over-treated one.



05

PART FIVE · BEAUTY FROM WITHIN

Beauty From Within



“The most lasting glow is grown from the inside — water, food, rest and movement.”

PART FIVE

Hydration Habits

Hydrated skin is happy skin — and it starts with the glass in your hand.

Glowing skin starts with a well-hydrated body. While creams hydrate the surface, sipping water through the day supports skin from within — helping it look plump, fresh and alive. Make it effortless: a bottle on your desk, a glass with each meal, herbal teas and water-rich fruits.

♥ DAILYSKINTIPS CHALLENGE

Aim for steady sips all day rather than one big gulp. Track it on your Water Tracker in the Toolkit.

DAILYSKINTIPS GLOW SECRET

Add a squeeze of lemon or a few cucumber slices to make water a ritual you look forward to.





PART FIVE

Nutrition for Radiance

What you eat shows on your skin. A colourful, balanced plate gives your skin the building blocks for a natural glow.

★ WHAT TO LOOK FOR

- **Vitamin C:** citrus, berries, peppers, amla
- **Healthy fats:** nuts, seeds, avocado, ghee
- **Antioxidants:** leafy greens, colourful veg
- Plenty of water & whole foods over processed



PART FIVE


Managing Stress

Stress quietly steals your glow — it can trigger breakouts, dullness and sensitivity. You don't need a perfect wellness routine; small pauses make a real difference.

A few deep breaths, a short walk, or five quiet minutes can calm both mind and skin.

✧ DAILYSKINTIPS PRO TIP

Turn your skincare into a mindful moment — a slow breath with each step. Calm skin, calm mind.



PART FIVE

Beauty Sleep

The simplest glow secret costs nothing at all.

Sleep is the original glow treatment. During deep rest, skin repairs, rebuilds and rebalances — so consistent, quality sleep does more for radiance than almost any product.

Protect it: a wind-down ritual, a cool dark room, screens away, and a clean pillowcase.

*** DID YOU KNOW?**

Even one short night can leave skin looking duller and puffier — and a few good nights can visibly refresh it.

GLOW AFFIRMATION

“I let rest do its quiet, radiant work.”



PART FIVE

Exercise & Circulation

Movement gets your blood flowing — and that flush of circulation delivers oxygen and nutrients to your skin, giving that natural post-walk glow. Anything counts: a brisk walk, yoga, dancing in your kitchen.

DAILYSKINTIPS GLOW SECRET

Cleanse gently after sweating so trapped sweat and oil don't linger — let your post-movement glow shine.



06

PART SIX · EVERYDAY GLOW HACKS

Everyday Glow Hacks



“Little practical touches that keep your skin looking its brightest, every day.”

PART SIX

Seasonal Glow Tips

Your skin's needs shift with the weather — especially across India's dry winters, intense summers and humid monsoons. Let your routine flex with the seasons.

SUMMER & MONSOON

Lighter gel textures, diligent SPF, blot don't scrub. Humidity means less heavy cream — but never less protection.

WINTER & DRY SPELLS

Richer moisturisers, an extra hydrating layer, shorter hot showers. Replace the moisture dry air pulls away.

DAILYSKINTIPS GLOW SECRET

Whatever the season, two glow non-negotiables stay: gentle cleansing and daily SPF.





Your everyday glow essentials.

PART SIX

Makeup Tips for Radiant Skin

Great makeup starts with cared-for skin. Prep well, choose luminous (not heavy) formulas, and let your natural glow show through rather than covering it completely.

★ WHAT TO LOOK FOR

- **Hydrating, dewy** bases over heavy matte
- **Cream** blush & highlight for natural radiance
- Prep with moisturiser so makeup glides
- Clean brushes & sponges regularly



PART SIX

Common Mistakes That Dull the Skin

Sometimes more glow comes from gently stopping a few habits.

- Skipping SPF** – the fastest route to dullness
- Over-exfoliating** – strips the healthy surface
- Skipping moisturiser** on oily days
- Hot water** & harsh scrubbing
- Switching products constantly**, never letting skin settle
- Neglecting sleep, water & food**

GLOW AFFIRMATION

“I glow by being consistent and kind to my skin.”



PART SIX

Quick Glow Fixes Before Events

Need to look refreshed fast? A few gentle tricks revive tired skin before a special day — no harsh last-minute experiments (save new products for after the event!).

- 1 **Hydrating sheet mask** for instant plumpness
- 2 Cool **facial massage** to de-puff & boost circulation
- 3 A **dewy moisturiser** + cream highlight for lit-from-within skin
- 4 Plenty of **water** & a good night's sleep beforehand

DAILYSKINTIPS GLOW SECRET

The best pre-event glow trick is the boring one: hydrate and sleep well the night before.





A NOTE ON REAL RESULTS


Real Glow Journeys

These journeys celebrate progress and confidence — not flawless, guaranteed outcomes. Every skin is different, and every small, consistent step counts.


JOURNEY ONE

The Glow Journey

Radiance rarely arrives overnight. It builds quietly as gentle habits repeat — hydration, protection and rest, day after day.



Dull, tired-looking skin on a low-energy, low-routine stretch.




Healthier-looking, naturally glowing skin after weeks of consistent care.

“Radiance is often the result of small habits repeated consistently.”

JOURNEY TWO

The Hydration Journey

When skin is thirsty, it can look flat and uneven. Supporting hydration — inside and out — helps it look plumper and fresher.



Dehydrated, uneven-looking skin lacking bounce.



Plumper, fresher-looking skin supported by hydration and barrier care.

“Healthy skin starts with supporting what your skin truly needs.”

JOURNEY THREE

The Confidence Glow-Up

The most beautiful transformation isn't only on the surface. As skin feels cared for, confidence quietly grows — and that radiance is real.

BEFORE



Feeling tired, stressed and a little low on confidence.

AFTER



The same person — refreshed, radiant and self-assured.

“When you feel good in your skin, it shows — that glow is confidence.”

07

PART SEVEN · YOUR GLOW TOOLKIT

Your Glow Toolkit

Printable, reusable pages to keep your glow journey on track.

PRINTABLE

Morning Routine Tracker

Tick each step as you go. Consistency — not intensity — builds your glow. Print this and keep it where you'll see it.

STEP	MON	TUE	WED	THU	FRI	SAT	SUN
Gentle cleanse							
Hydrating serum							
Brightening serum							
Moisturiser							
SPF							
Felt glowy?							

DAILYSKINTIPS GLOW SECRET

Don't aim for a perfect week of ticks — aim for a kinder, more consistent one than last week.



PRINTABLE

Evening Routine Tracker

Wind down with the same gentle steps each night. Your skin loves a predictable evening.

STEP	MON	TUE	WED	THU	FRI	SAT	SUN
Remove makeup / SPF							
Cleanse							
Hydrating serum							
Treatment (opt.)							
Night moisturiser							
Lights out by							

♥ ROUTINE BUILDER

If a night feels like too much, just cleanse and moisturise. A single kind step still counts.



PRINTABLE

30-Day Glow Journal & Challenge

One small, glow-supporting action a day for thirty days. Track water, sleep and how your skin feels – and tick a box each day you show up for yourself.

1 Drink 8 glasses	2 SPF on	3 Early night	4 5-min routine	5 Hydrating serum	6 Gentle cleanse	7 No picking
8 Add vitamin C	9 Mindful minutes	10 Move your body	11 Eat the rainbow	12 Note one win	13 Clean pillowcase	14 Mask & relax
15 Reapply SPF	16 Brushes cleaned	17 Bare-skin day	18 Slow skincare	19 Extra water	20 Greens today	21 Walk outside
22 Read a label	23 Rest, don't over-treat	24 Compliment yourself	25 Stick to basics	26 Track your mood	27 Deep breaths	28 Tidy your shelf
29 Reflect	30 Celebrate glow					

GLOW AFFIRMATION

“Thirty gentle days. One radiant new habit.”



PRINTABLE

Weekly Glow Planner

A gentle weekly overview — plan your treatments, water and rest so glow becomes a rhythm.

STEP	MON	TUE	WED	THU	FRI	SAT	SUN
Exfoliate (1–2x)							
Hydrating mask							
8 glasses water							
7–8h sleep							
Movement							
Self-care moment							

SLEEP TRACKER (HOURS)

DAY	MON	TUE	WED	THU	FRI	SAT	SUN
Hours slept							



BONUS RESOURCES

Water Tracker & 'What Worked for Me'

DAILY WATER INTAKE

DAY	1	2	3	4	5	6	7	8
Mon	<input type="checkbox"/>	<input type="checkbox"/>	<input type="checkbox"/>	<input type="checkbox"/>	<input type="checkbox"/>	<input type="checkbox"/>	<input type="checkbox"/>	<input type="checkbox"/>
Tue	<input type="checkbox"/>	<input type="checkbox"/>	<input type="checkbox"/>	<input type="checkbox"/>	<input type="checkbox"/>	<input type="checkbox"/>	<input type="checkbox"/>	<input type="checkbox"/>
Wed	<input type="checkbox"/>	<input type="checkbox"/>	<input type="checkbox"/>	<input type="checkbox"/>	<input type="checkbox"/>	<input type="checkbox"/>	<input type="checkbox"/>	<input type="checkbox"/>
Thu	<input type="checkbox"/>	<input type="checkbox"/>	<input type="checkbox"/>	<input type="checkbox"/>	<input type="checkbox"/>	<input type="checkbox"/>	<input type="checkbox"/>	<input type="checkbox"/>
Fri	<input type="checkbox"/>	<input type="checkbox"/>	<input type="checkbox"/>	<input type="checkbox"/>	<input type="checkbox"/>	<input type="checkbox"/>	<input type="checkbox"/>	<input type="checkbox"/>
Sat	<input type="checkbox"/>	<input type="checkbox"/>	<input type="checkbox"/>	<input type="checkbox"/>	<input type="checkbox"/>	<input type="checkbox"/>	<input type="checkbox"/>	<input type="checkbox"/>
Sun	<input type="checkbox"/>	<input type="checkbox"/>	<input type="checkbox"/>	<input type="checkbox"/>	<input type="checkbox"/>	<input type="checkbox"/>	<input type="checkbox"/>	<input type="checkbox"/>

WHAT WORKED FOR MY SKIN

PRODUCT / HABIT	WHAT I NOTICED	KEEP?

♥ DAILYSKINTIPS REMINDER

Note the 'why', not just the name — it teaches you what your skin loves.



YOUR GLOW JOURNEY STARTS TODAY

Here's to Your Glow

Thank you for joining this journey. Your glow won't come from doing everything perfectly — it comes from showing up gently, consistently, for yourself. Be patient. Celebrate small wins. Trust the rhythm you're building.

Keep glowing with us at
DailySkinTips.in

SUBSCRIBE FOR WEEKLY GLOW TIPS & NEW GUIDES · PROGRESS OVER PERFECTION